

(5) Adding HD Camera with existing hub connected on Android devices (Method 2)

If you have an existing hub and want to add an HD Camera without integration with the hub's features(stand alone), open the Home Network app and select Settings.

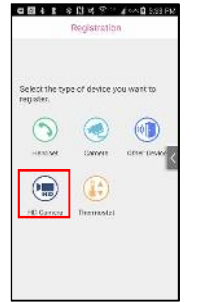
Select Device Registration



Select Registration



Select HD Camera



Select Method 2



Select Continue



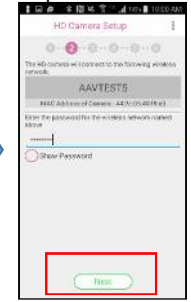
Plug in the HD camera and wait for the led to turn solid green then select Setup the HD Camera



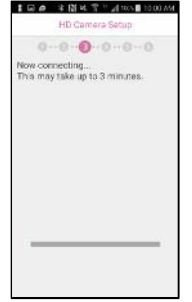
Press the Setup button on the HD Camera



Enter your Wi-Fi password.



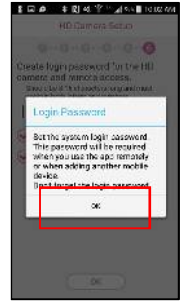
Please wait for about 3 minutes



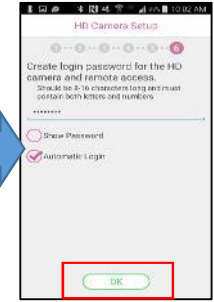
Press the Setup button on the HD Camera



Select OK



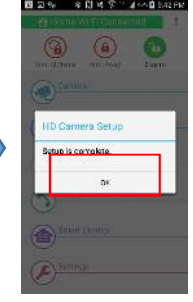
Create a Login Password and select OK



Enter a name for your mobile device and select OK.



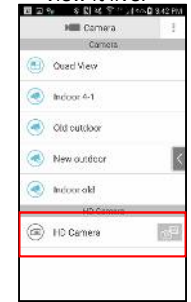
Select OK



Select Camera



Select your HD camera to view it live.



Completed !

